

# UCG 100-12

12V 100AH

Deep Cycle Gel

# Ultracell®

'Quality in Every Language'

## UCG100-12



## Physical Specification

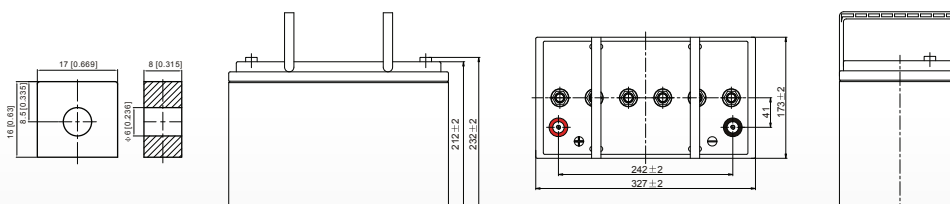
Part Number:	<b>UCG100-12</b>
Length:	<b>328 ± 2 mm</b>
Width:	<b>173 ± 2 mm</b>
Container Height:	<b>212 ± 2 mm</b>
Total Height (with terminal):	<b>232 ± 2 mm</b>
Approx Weight:	<b>Approx 30.4kg</b>

## Specifications

	Normal Voltage	12V
	Normal Capacity (10HR)	100AH
Terminal Type	Standard Terminal	F10
	Optional Terminal	F11
Container Material	Standard Option	ABS
	Flame Retardant Option (FR)	UL94:VO
Rated Capacity	104.0 AH/5.20A	(20hr, 1.80V/cell, 25°C / 77°F)
	100.0 AH/10.0A	(10hr, 1.80V/cell, 25°C / 77°F)
	88.0 AH/17.6A	(5hr, 1.75V/cell, 25°C / 77°F)
	76.2 AH/25.4A	(3hr, 1.75V/cell, 25°C / 77°F)
	63.8 AH/63.8A	(1hr, 1.60V/cell, 25°C / 77°F)
Max Discharge Current	1000A (5s)	
Internal Resistance	Approx 5.9mΩ	
Discharge Characteristics	Operating Temp. Range	Discharge: -20 ~ 55°C (-4 ~ 131°F)
		Charge: 0 ~ 40°C (32 ~ 104°F)
		Storage: -20 ~ 50°C (-4 ~ 122°F)
	Nominal Operating Temp. Range	25 ± 3°C (77 ± 5°F)
	Cycle Use	Initial Charging Current less than 24.0A Voltage 14.4V ~ 15.0V at 25°C (77°F) Temp. Coefficient -30mV/°C
	Standby Use	No limit on Initial Charging Current Voltage 13.5V ~ 13.8V at 25°C (77°F) Temp. Coefficient -20mV/°C
Capacity affected by Temperature	40°C (104°F) 103%	
	25°C (77°F) 100%	
	0°C (32°F) 86%	
Design Floating Life at 20°C	15 Years	
Self Discharge	Ultracell batteries may be stored for up to 9 months at 25°C(77°F) and then a refresh charge is required. For higher temperatures the time interval will be shorter.	

## Dimensions

### F10 Terminal



ALL DATA IS SUBJECT TO CHANGE WITHOUT NOTICE

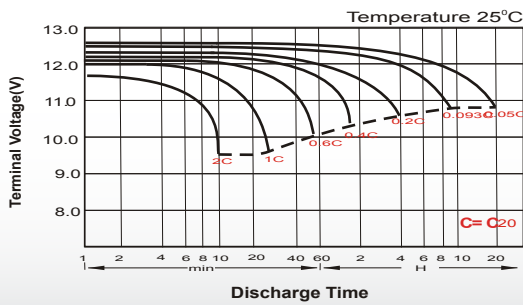
### Constant Current Discharge (Amperes) at 25°C (77°F)

F.V/Time	5 min	10 min	15 min	20 min	30 min	45 min	1h	2h	3h	4h	5h	6h	8h	10h	20h
1.85V/cell	173.6	146.4	130.2	115.3	87.5	65.2	52.4	31.3	23.5	19.2	16.4	14.4	11.6	9.65	5.13
1.80V/cell	210.0	167.6	143.7	123.5	92.1	68.7	55.1	33.1	24.6	20.2	17.2	15.0	12.0	10.0	5.20
1.75V/cell	237.0	186.3	154.0	130.8	96.5	71.3	57.1	34.4	25.4	20.7	17.6	15.3	12.2	10.1	5.29
1.70V/cell	261.6	199.5	165.1	138.9	101.8	74.6	59.5	35.3	26.0	21.2	17.9	15.6	12.4	10.2	5.34
1.65V/cell	291.7	215.1	178.5	146.6	106.7	77.4	61.9	36.3	26.7	21.7	18.3	15.9	12.6	10.3	5.40
1.60V/cell	330.8	232.5	188.5	154.3	112.3	80.5	63.8	37.5	27.6	22.2	18.6	16.2	12.7	10.5	5.45

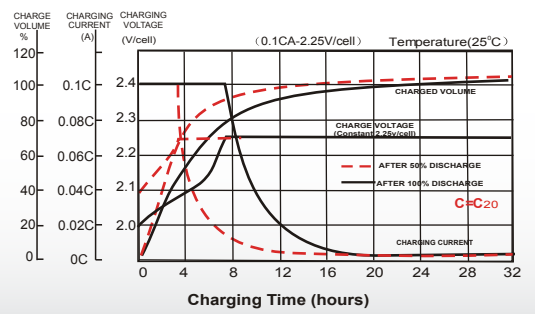
### Constant Power Discharge (Watts) at 25°C (77°F)

F.V/Time	5 min	10 min	15 min	20 min	30 min	45 min	1h	2h	3h	4h	5h	6h	8h	10h	20h
1.85V/cell	322.5	274.9	247.1	220.5	168.5	126.4	102.2	60.8	45.7	37.5	32.2	28.2	22.9	19.1	10.2
1.80V/cell	386.4	312.2	271.0	235.1	176.8	132.7	107.2	63.8	47.7	39.2	33.6	29.4	23.7	19.8	10.3
1.75V/cell	431.3	344.9	288.7	247.8	184.3	137.3	110.8	66.0	49.1	40.1	34.3	29.9	24.0	19.9	10.4
1.70V/cell	470.9	366.5	307.7	261.8	193.6	143.0	115.0	67.6	50.1	41.0	34.8	30.4	24.3	20.1	10.5
1.65V/cell	519.3	391.4	330.2	274.5	201.9	147.7	119.1	69.2	51.3	41.8	35.3	30.8	24.6	20.3	10.6
1.60V/cell	578.9	418.2	345.1	286.6	211.1	152.9	122.4	71.1	52.7	42.6	35.9	31.3	24.8	20.5	10.7

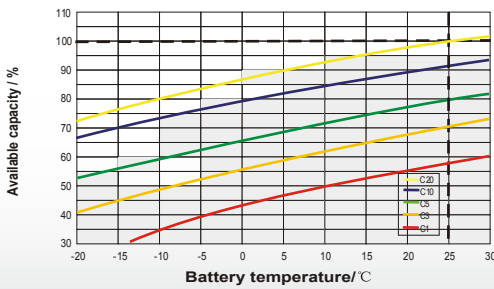
### Discharge Characteristics



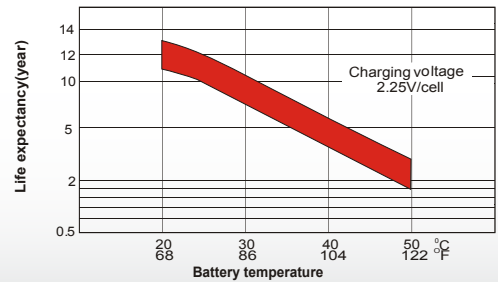
### Charging Characteristics



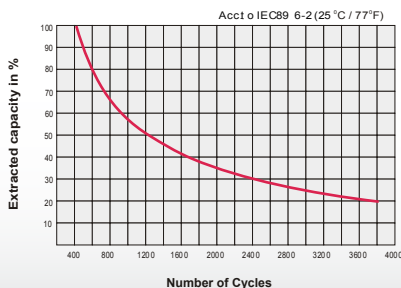
### Temperature Effects in Relation to Battery Capacity



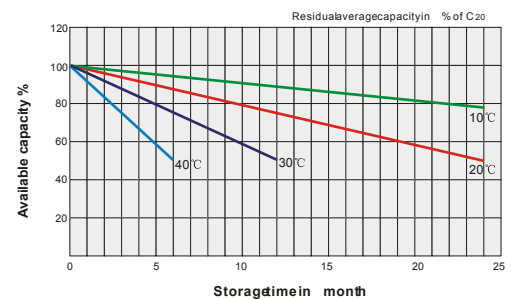
### Effect of Temperature on Long Term Float Life



### Cycle Life in Relation to Depth of Discharge



### General Relation of Capacity VS. Storage Time



ALL DATA IS SUBJECT TO CHANGE WITHOUT NOTICE